



## ALLEYN'S SCHOOL

### SAMPLE REASONING QUESTIONS

#### ENTRANCE & SCHOLARSHIP EXAMINATION

For 11+ Candidates

Candidates will sit a one-hour long multiple-choice Reasoning paper comprising verbal and non-verbal questions. They will be asked to indicate their answers in pencil on a multiple-choice answer sheet and will be instructed how to do so.

These are examples of some of the sorts of questions that might be asked (answers on the back page):

#### Section 1: Verbal Reasoning

In each of these questions there is one word in the brackets that means either almost the same as the word in capital letters or the opposite of the word in capital letters. Choose one word from the brackets and mark your answer on the answer sheet.

1. CHANGE (suitable / finish / alter / arrange / mend)
2. NEVER (regular / occasion / punctual / always / timely)
3. HARD (stone / bend / soft / real / tough)

---

The words in each question belong to two groups. Three words form one group and three form another group. Think what order each group ought to be in and indicate on the answer sheet the word that would then come in the middle. In each question there are two groups, so you have to choose two words.

4. yellow / shadow / dark / orange / light / red
5. thirty / twentieth / ten / tenth / thirtieth / twenty
6. sprint / lorry / jog / walk / van / car

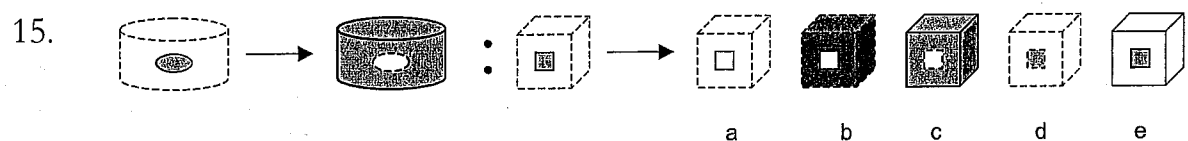
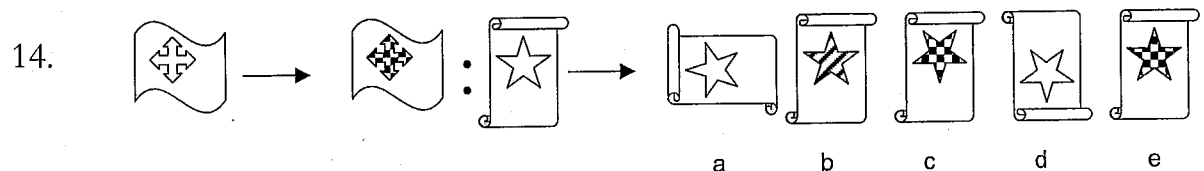
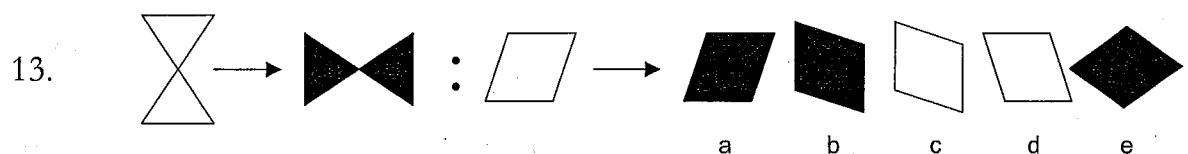
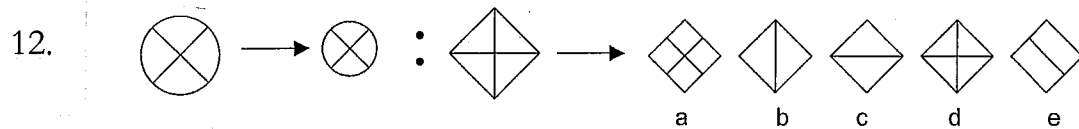
7. modern / tomorrow / today / futuristic / ancient / yesterday
8. adult / young / baby / middle-aged / child / old
- 

In each question, find the number that continues the series in the most sensible way and mark it on the answer sheet.

9. 0, 5, 15, 30, 50, ?
10. 0, 1, 3, 6, ?
11. 50, 49, 46, 41, 34, ?
- 

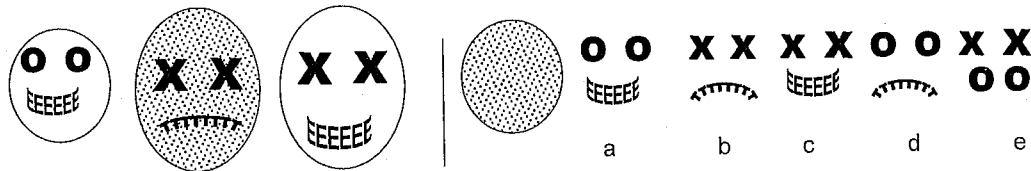
### Section 2: Non-Verbal Reasoning

On the left of each of the rows below are two shapes separated with an arrow, like this  $\longrightarrow$ . Try to work out how the shapes in this pair are related to each other. Then, after the colon, which looks like this  $:$  you will see another shape, another arrow and five choices of different shapes. Choose the shape that completes the second pair and mark your answer on the answer sheet.



We want you to find a pattern for a code, using both shapes and letters. We have used the egghead as a shape and letters for the eyes and mouth. The letters form one part of the code and the shape the other. For the fourth egghead you must decide which is the best choice for eyes and mouth to reveal a pattern. Mark your answer on the answer sheet.

16.



You can buy practice papers with lots more of these sorts of questions from good bookshops such as Village Books in Calton Avenue, Dulwich (telephone: 020 8693 2808) and from branches of Waterstones and WH Smith. Some we can recommend are:

11+ Practice Papers Verbal Reasoning (Multiple Choice)\*, published by Letts/nferNelson (ISBN 9780708703861)

11+ Practice Papers Non-Verbal Reasoning (Multiple Choice)\*, published by Letts/nferNelson (ISBN 9780708703878)

Bond 11+ Test Papers Non-verbal reasoning (Multiple-Choice)\*, published by Nelson Thornes (ISBN 0748784950)

Bond Assessment Papers: Fifth Papers in Non-verbal reasoning 10-11+ Years, published by Nelson Thornes (ISBN 9780748784868)

Bond Assessment Papers: Fifth Papers in Verbal Reasoning 10-11+ Years, published by Nelson Thornes (ISBN 9780748784851)

Preparation for 11+ and 12+ Tests Non Verbal Reasoning Book Two by Stephen McConkey & Tom Maltman, published by Learning Together (ISBN 1-873385-23-4)

*\* These packs also include answer sheets such as the ones candidates will use for marking their answers in the exam. Candidates wishing to familiarise themselves with the exam format may find them particularly helpful.*

**Answers:**

1. alter
2. always
3. soft
4. shadow, orange
5. twentieth, twenty
6. jog, van
7. modern, today
8. middle-aged, child
9. 75
10. 10
11. 25
12. d
13. b
14. e
15. c
16. d